

MINIMAL TRACK TRIMLESS SYSTEM SPECIFICATION SHEET

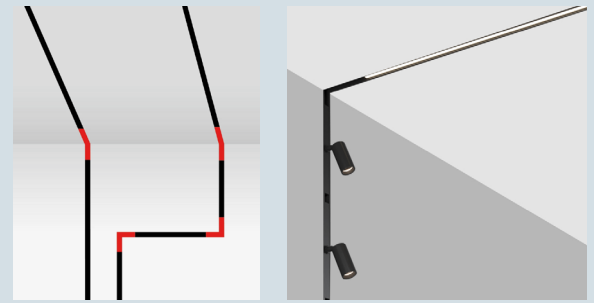
PROJECT	_____
TYPE	_____
NOTES	_____
QUANTITY	_____
DATE	_____



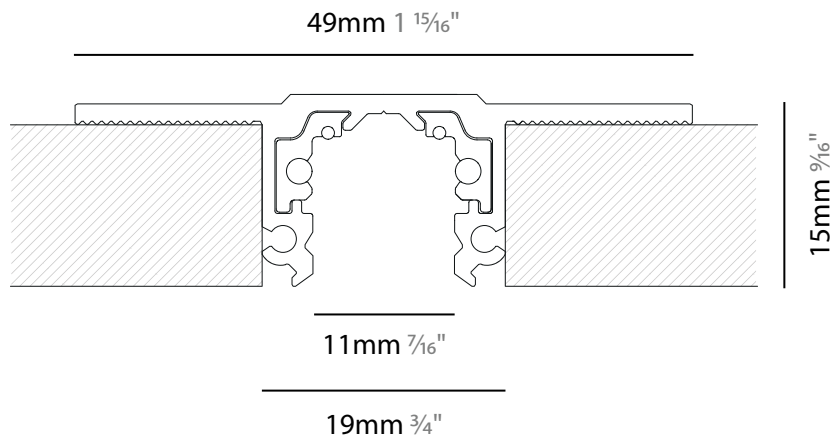
Seamlessly integrate different light inserts - from the elegant spotlights like IMAGINE MICRO to clean lines with MAGIQ MICRO or LED LINE, or the pendant luminaires like SNOOKER and HANGOVER that fit perfectly into the track. BILO and the iconic Tom Dixon luminaires allows you to bring a touch of timeless elegance to your room.

ARCHITECTURAL | MINIMAL TRACK

Flexible and almost invisible, the innovative MINIMAL TRACK lighting system combines pure minimalism with the latest technology. Each component is flush to the track, generating a visual continuity without interruptions. Running on ceilings, walls, and corners, the 48V Minimal Track expands the design possibilities even more with 28 color options available for both the track and the inserts, offering unlimited lighting concepts.



SYSTEM PROFILE



MINIMAL TRACK TRIMLESS SYSTEM SPECIFICATION SHEET

PROJECT _____
 TYPE _____
 NOTES _____
 QUANTITY _____
 DATE _____

SYSTEM GUIDE

To make your product selection and complete system specification, proceed with the following:
 review system options, create your system code in the field below and include your quantity.
 For the inserts and components, use the field beside each product name.
 Submit to quotes@zaneen.com to receive a formal BOM and finalized model numbers.

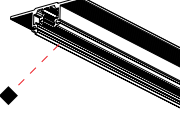
UPON REQUEST
 Additional Options _____
 _____ Color Temperature
 _____ Lumen Outputs
 _____ 0-10V Dimming
 _____ Beam Angle
 _____ CRI

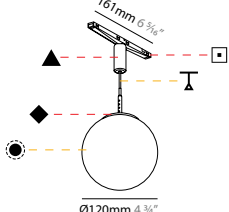


EXAMPLE A3MINTRK-TRM-SYS-UNV-DN-1'-S-01

SYSTEM BUILD CODE: A3MINTRK-TRM-SYS- qty

ELECTRICAL	Voltage	Dimming	Circuit
	UNV - 120/277V	DN - Non Dimming	EMCIR - Emergency Circuit
	120 - 120V	DD - DALI (100-1%)	
	347 - 347V	MT - Matter Dimming	

LAYOUT	Fixture Head Spacing	Run Shapes	Profile Finish
	1' - on center	S _____ ' Straight	◆ _____ (28 colors)
	2' - on center	L _____ 'x _____ ' Ceiling to Ceiling	
	4' - on center	LV _____ 'x _____ ' Ceiling to Wall	
	CUS (XX) - Custom Spotlights - Minimum distance of 7"	U _____ 'x _____ 'x _____ ' R _____ 'x _____ ' Rectangle	

INSERTS	BILO	INSERT BUILD CODE EXAMPLE: A380658-DN-27K-01-01-02-01-01		FINISHES/CABLE OPTIONS: See page 11 for color options and use 2 digit numbers to indicate your choices			qty		
	BILO Ø120 Wattage: 6.4W	A380658-	Dimming	CCT - 90 CRI	Finish	Cable	Diffuser Color	Delivered Lumen (lm)	
		DN - Non Dim	27K - 2700K	◆ _____	┌ _____	● _____	(6 colors)	2700K	356
		DD - DALI	30K - 3000K	▲ _____	(5 colors/ 2 lengths)			3000K	377
	MT - Matter Dim	35K - 3500K	□ _____	(2 colors)		3500K		398	
		40K - 4000K				4000K		408	

MINIMAL TRACK TRIMLESS SYSTEM SPECIFICATION SHEET

PROJECT	_____
TYPE	_____
NOTES	_____
QUANTITY	_____
DATE	_____

INSERTS

HANGOVER PLUG

FINISHES/CABLE OPTIONS:

See page 11 for color options and use 2 digit numbers to indicate your choices

Ø28 H:150	A380714-								qty			
		Wattage: 6.4W	Dimming	CCT - 90 CRI	Finish	Reflector	Shine Ring	Adapter	Cable	Delivered Lumen (lm)		
	DN - Non Dim	27K - 2700K	◆	20 - 20°	○	□	┌	(5 colors/ 2 lengths)	CCT	20°	26°	56°
	DD - DALI	30K - 3000K	▲	26 - 26°	(6 colors)	(2 colors)	2700K		403	397	381	
	MT - Matter Dim	35K - 3500K	●	56 - 56°	No shine ring: indicate with 00	3000K	427		420	404		
		40K - 4000K	(28 colors)	3500K	451	443	426					
			4000K	463	455	438						
Ø28 H:300	A380715-								qty			
Wattage: 6.4W	Dimming	CCT - 90 CRI	Finish	Reflector	Shine Ring	Adapter	Cable	Delivered Lumen (lm)				
	DN - Non Dim	27K - 2700K	◆	20 - 20°	○	□	┌	(5 colors/ 2 lengths)	CCT	20°	26°	56°
	DD - DALI	30K - 3000K	▲	26 - 26°	(6 colors)	(2 colors)	2700K		403	397	381	
	MT - Matter Dim	35K - 3500K	●	56 - 56°	No shine ring: indicate with 00	3000K	427		420	404		
		40K - 4000K	(28 colors)	3500K	451	443	426					
			4000K	463	455	438						
Ø28 H:450	A380716-								qty			
Wattage: 6.4W	Dimming	CCT - 90 CRI	Finish	Reflector	Shine Ring	Adapter	Cable	Delivered Lumen (lm)				
	DN - Non Dim	27K - 2700K	◆	20 - 20°	○	□	┌	(5 colors/ 2 lengths)	CCT	20°	26°	56°
	DD - DALI	30K - 3000K	▲	26 - 26°	(6 colors)	(2 colors)	2700K		403	397	381	
	MT - Matter Dim	35K - 3500K	●	56 - 56°	No shine ring: indicate with 00	3000K	427		420	404		
		40K - 4000K	(28 colors)	3500K	451	443	426					
			4000K	463	455	438						
Ø40 H:150	A380717-								qty			
Wattage: 9.8W	Dimming	CCT - 90 CRI	Finish	Reflector	Shine Ring	Adapter	Cable	Delivered Lumen (lm)				
	DN - Non Dim	27K - 2700K	◆	40 - 40°	○	□	┌	(5 colors/ 2 lengths)	CCT	40°	52°	
	DD - DALI	30K - 3000K	▲	52 - 52°	(6 colors)	(2 colors)	2700K		694	684		
	MT - Matter Dim	35K - 3500K	●	No shine ring: indicate with 00	3000K	726	716					
		40K - 4000K	(28 colors)	3500K	753	742						
			4000K	770	759							

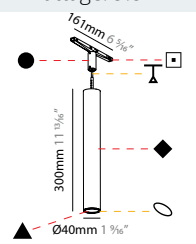
MINIMAL TRACK TRIMLESS SYSTEM SPECIFICATION SHEET

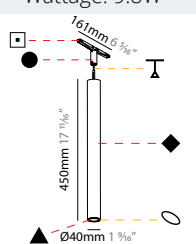
HANGOVER PLUG

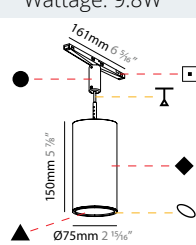
FINISHES/CABLE OPTIONS:

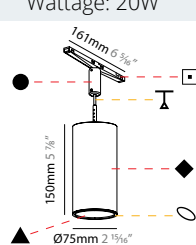
See page 11 for color options and use 2 digit numbers to indicate your choices

INSERTS

	Ø40 H:300	A380718-							qty		
	Wattage: 9.8W	Dimming	CCT - 90 CRI	Finish	Reflector	Shine Ring	Adapter	Cable	Delivered Lumen (lm)		
									CCT	40°	52°
	DN - Non Dim DD - DALI MT - Matter Dim	27K -2700K 30K - 3000K 35K - 3500K 40K - 4000K	◆ _____ ▲ _____ ● _____ (28 colors)	40 - 40° 52 - 52° (6 colors) No shine ring: indicate with 00	○ _____ (2 colors)	□ _____ (2 colors)	T _____ (5 colors/ 2 lengths)	2700K	694	684	
								3000K	726	716	
								3500K	753	742	
								4000K	770	759	

	Ø40 H:450	A380719-							qty		
	Wattage: 9.8W	Dimming	CCT - 90 CRI	Finish	Reflector	Shine Ring	Adapter	Cable	Delivered Lumen (lm)		
									CCT	40°	52°
	DN - Non Dim DD - DALI MT - Matter Dim	27K -2700K 30K - 3000K 35K - 3500K 40K - 4000K	◆ _____ ▲ _____ ● _____ (28 colors)	40 - 40° 52 - 52° (6 colors) No shine ring: indicate with 00	○ _____ (2 colors)	□ _____ (2 colors)	T _____ (5 colors/ 2 lengths)	2700K	694	684	
								3000K	726	716	
								3500K	753	742	
								4000K	770	759	

	Ø75 H:150 DIRECT	A380720-							qty		
	Wattage: 9.8W	Dimming	CCT - 90 CRI	Finish	Shine Ring	Reflector	Adapter	Cable	Delivered Lumen (lm)		
									CCT	18°	36°
	DN - Non Dim DD - DALI MT - Matter Dim	27K -2700K 30K - 3000K 35K - 3500K 40K - 4000K	◆ _____ ▲ _____ ● _____ (28 colors)	○ _____ (6 colors) No shine ring: indicate with 00	18 - 18° 36 - 36° 56 - 56°	□ _____ (2 colors)	T _____ (5 colors/ 2 lengths)	2700K	857	855	851
								3000K	896	894	890
								3500K	930	927	923
								4000K	951	948	944

	Ø75 H:150 DIR/IND	A380721-							qty			
	Wattage: 20W	Dimming	CCT - Direct	CCT - Indirect	Finish	Shine Ring	Reflector	Adapter	Cable	Delivered Lumen (lm)		
										CCT	18°	36°
	DN - Non Dim DD - DALI MT - Matter Dim	27K -2700K 30K - 3000K 35K - 3500K 40K - 4000K	27K -2700K 30K - 3000K 40K - 4000K	◆ _____ ▲ _____ ● _____ (28 colors)	○ _____ (6 colors) No shine ring: indicate with 00	18 - 18° 36 - 36° 56 - 56°	□ _____ (2 colors)	T _____ (5 colors/ 2 lengths)	27K/27K	1696	1692	1690
									30K/30K	1771	1768	1765
									35K/30K	1798	1795	1792
									40K/40K	1833	1829	1826

MINIMAL TRACK TRIMLESS SYSTEM SPECIFICATION SHEET

INSERTS

HANGOVER PLUG MICRO-DOT

FINISHES/CABLE OPTIONS:

See page 11 for color options and use 2 digit numbers to indicate your choices

Ø28 H:150	A380722-						qty		
	Wattage: 6.4W	Dimming	CCT - 90 CRI	Finish	Reflector	Adapter	Cable	Delivered Lumen (lm)	
	DN - Non Dim	27K -2700K	◆ _____	32 - 32°	□ _____	┌ _____	CCT	32°	58°
	DD - DALI	30K - 3000K	▲ _____	58 - 58°	(2 colors)	(5 colors/ 2 lengths)	2700K	283	310
	MT - Matter Dim	35K - 3500K	● _____	(28 colors)			3000K	300	328
		40K - 4000K					3500K	317	347
							4000K	325	356

Ø28 H:300	A380723-						qty		
	Wattage: 6.4W	Dimming	CCT - 90 CRI	Finish	Reflector	Adapter	Cable	Delivered Lumen (lm)	
	DN - Non Dim	27K -2700K	◆ _____	32 - 32°	□ _____	┌ _____	CCT	32°	58°
	DD - DALI	30K - 3000K	▲ _____	58 - 58°	(2 colors)	(5 colors/ 2 lengths)	2700K	283	310
	MT - Matter Dim	35K - 3500K	● _____	(28 colors)			3000K	300	328
		40K - 4000K					3500K	317	347
							4000K	325	356

Ø28 H:450	A380724-						qty		
	Wattage: 6.4W	Dimming	CCT - 90 CRI	Finish	Reflector	Adapter	Cable	Delivered Lumen (lm)	
	DN - Non Dim	27K -2700K	◆ _____	32 - 32°	□ _____	┌ _____	CCT	32°	58°
	DD - DALI	30K - 3000K	▲ _____	58 - 58°	(2 colors)	(5 colors/ 2 lengths)	2700K	283	310
	MT - Matter Dim	35K - 3500K	● _____	(28 colors)			3000K	300	328
		40K - 4000K					3500K	317	347
							4000K	325	356

IMAGINE MICRO

IMAGINE MICRO Ø23	A380725-						qty		
	Wattage: 4.4W	Dimming	CCT - 90 CRI	Finish	Reflector	Adapter	Delivered Lumen (lm)		
	DN - Non Dim	27K -2700K	◆ _____	26 - 26°	□ _____	┌ _____	CCT	26°/28°/38°/46°/64°	
	DD - DALI	30K - 3000K	▲ _____	(28 colors)	28 - 28°	(02 colors)	2700K	252/206/210/198/180	
	MT - Matter Dim	35K - 3500K	● _____		38 - 38°		3000K	271/221/226/213/193	
		40K - 4000K			46 - 46°		3500K	284/231/236/223/203	
					64 - 64°		4000K	290/236/241/228/207	

MINIMAL TRACK TRIMLESS SYSTEM SPECIFICATION SHEET

PROJECT	_____
TYPE	_____
NOTES	_____
QUANTITY	_____
DATE	_____

INSERTS

IMAGINE MICRO

FINISHES OPTIONS:

See page 11 for color options and use 2 digit numbers to indicate your choices

IMAGINE MICRO Ø35	A380726-						qty						
		Wattage: 8.6W	Dimming	CCT - 90 CRI	Finish	Reflector	Adapter	Delivered Lumen (lm)					
	DN - Non Dim	27K - 2700K	◆ ____	22 - 22°	□ ____ (02 colors)	CCT	22°	36°	62°				
	DD - DALI	30K - 3000K	(28 colors)	36 - 36°			2700K	529	554	486			
	MT - Matter Dim	35K - 3500K		62 - 62°			3000K	564	590	517			
		40K - 4000K					3500K	593	620	544			
							4000K	607	636	557			

IMAGINE MICRO FLEX	A380727-						qty		
		Wattage: 7.1W	Dimming	CCT - 90 CRI	Finish	Adapter	Delivered Lumen (lm)		
	DN - Non Dim	27K - 2700K	◆ ____		□ ____ (02 colors)	CCT	14° - 52°		
	DD - DALI	30K - 3000K	▲ ____	(28 colors)			2700K	175 - 328	
	MT - Matter Dim	35K - 3500K					3000K	183 - 342	
		40K - 4000K					3500K	189 - 355	
							4000K	193 - 362	

IMAGINE MICRO DOT	A380728-						qty						
		Wattage: 6.4W	Dimming	CCT - 90 CRI	Finish	Reflector	Adapter	Delivered Lumen (lm)					
	DN - Non Dim	27K - 2700K	◆ ____		34 - 34°	□ ____ (02 colors)	CCT	34°	52°				
	DD - DALI	30K - 3000K	▲ ____	(28 colors)				52 - 52°	2700K	205	235		
	MT - Matter Dim	35K - 3500K							3000K	220	252		
		40K - 4000K							3500K	231	265		
									4000K	236	270		

MAGIQ MICRO

MAGIQ MICRO	A380729-						qty	
		Wattage: 4.9W	Dimming	CCT - 90 CRI	Finish	Delivered Lumen (lm)		
	DN - Non Dim	27K - 2700K	□ ____		(02 colors)	2700K	370	
	DD - DALI	30K - 3000K				3000K	384	
	MT - Matter Dim	40K - 4000K				4000K	417	

MINIMAL TRACK TRIMLESS SYSTEM SPECIFICATION SHEET

INSERTS	MELT MINI		FINISHES/CABLE OPTIONS: See page 11 for color options and use 2 digit numbers to indicate your choices			
		MELT MINI	A380730-			qty
Wattage: 6.2W		Dimming	Finish	Adapter	Cable	Delivered Lumen (lm)
		DN - Non Dim	◆ ____ (28 colors)	□ ____	┌ ____	Finish CCT: 3000K
		DD - DALI	⊕ ____ (4 colors - choose 3 letter code below)	(02 colors)	(5 colors/ 2 lengths)	Chrome 158
		MT - Matter Dim	Chrome - CHR Copper - COP Gold - GLD Smoke - SMK			Copper 220
					Gold 235	
					Smoke 44	
MICROLINE						
	MICROLINE 674	A380731-			qty	
	Wattage: 8W	Dimming	CCT - 90 CRI		Delivered Lumen (lm)	
		DN - Non Dim	27K -2700K		2700K	386
		DD - DALI	30K - 3000K			
		MT - Matter Dim			3000K	429
	MICROLINE 1170	A380732-			qty	
	Wattage: 15.8W	Dimming	CCT - 90 CRI		Delivered Lumen (lm)	
		DN - Non Dim	27K -2700K		2700K	772
		DD - DALI	30K - 3000K			
		MT - Matter Dim			3000K	858
	MICROLINE 1670	A380733-			qty	
	Wattage: 24W	Dimming	CCT - 90 CRI		Delivered Lumen (lm)	
		DN - Non Dim	27K -2700K		2700K	1158
		DD - DALI	30K - 3000K			
		MT - Matter Dim			3000K	1287

MINIMAL TRACK TRIMLESS SYSTEM SPECIFICATION SHEET

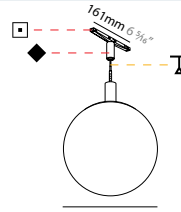
PROJECT
TYPE
NOTES
QUANTITY
DATE

INSERTS

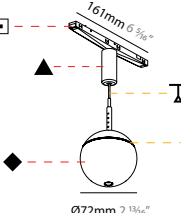
TRACK OPAL

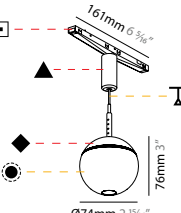
FINISHES/CABLE OPTIONS:

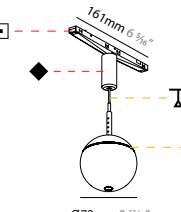
See page 11 for color options and use 2 digit numbers to indicate your choices

TRACK OPAL Ø250	A380734-					qty		
Wattage: 6.2W	Dimming	Finish	Adapter	Cable	Delivered Lumen (lm)			
	DN - Non Dim DD - DALI MT - Matter Dim	◆ ____ (28 colors)	□ ____ (02 colors)	T ____ (5 colors/ 2 lengths)	CCT - 90 CRI			
					3000K	560		

SNOOKER

SNOOKER	A380735-					qty		
Wattage: 6.4W	Dimming	Finish	Shine Ring	Cable	Reflector	Delivered Lumen (lm)		
	DN - Non Dim DD - DALI MT - Matter Dim	◆ ____ ▲ ____ (28 colors)	○ ____ (6 colors) No shine ring; indicate with 00	T ____ (5 colors/ 2 lengths)	32 - 32° 58 - 58°	CCT	32°	58°
						2700K	283	310
						3000K	300	328
						3500K	317	347
						4000K	325	356

SNOOKER GLASS	A380736-					qty		
Wattage: 6.4W	Dimming	Finish	Cable	Reflector	Diffuser Color	Delivered Lumen (lm)		
	DN - Non Dim DD - DALI MT - Matter Dim	◆ ____ ▲ ____ (28 colors)	T ____ (5 colors/ 2 lengths)	32 - 32° 58 - 58°	● ____ (6 colors)	CCT	32°	58°
						2700K	283	310
						3000K	300	328
						3500K	317	347
						4000K	325	356

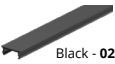

SNOOKER METAL	A380737-					qty		
Wattage: 6.4W	Dimming	Finish	Shine Ring	Cable	Reflector	Delivered Lumen (lm)		
	DN - Non Dim DD - DALI MT - Matter Dim	◆ ____ (28 colors)	○ ____ (6 colors) No shine ring; indicate with 00	T ____ (5 colors/ 2 lengths)	32 - 32° 58 - 58°	CCT	32°	58°
						2700K	283	310
						3000K	300	328
						3500K	317	347
						4000K	325	356

MINIMAL TRACK TRIMLESS SYSTEM SPECIFICATION SHEET

PROJECT	_____
TYPE	_____
NOTES	_____
QUANTITY	_____
DATE	_____

COMPONENTS

FINISHES/CABLE OPTIONS:
See page 11 for color options and use 2 digit numbers to indicate your choices

<p>30mm 1 1/8" Ø17mm 5/8"</p>	WALL/CEILING CABLE LOOP	A3T142-	qty
	Finish	◆ _____ (28 colors)	Mounting point for threading or suspension of the Plug-Cable from a ceiling or the wall.
	<hr/>		
	<hr/>		
<p>75mm 2 7/8" Ø17mm 5/8"</p>	WALL/CEILING CABLE ROLLER	A3T143-	qty
	Finish	◆ _____ (28 colors)	Mounting point for threading or suspension of the Plug-Cable from a ceiling or the wall. The roller allows storing of additional cable length.
<hr/>			
<p>80mm 3 1/8" Ø17mm 5/8"</p>	SUSPENDED ROLLER	A3T325-	qty
	Finish	◆ _____ (28 colors)	The suspended roller allows storing of additional cable length.
<hr/>			
<p>3/16" 14mm 1/2"</p>	COVER STRIP	A3T298-	qty
	Finish	_____ (use 2 digit number below)  Black - 02  White - 03	Rigid track mask, max length of a single run is 3000mm 118 1/8". Lengths are pre cut at the factory.
	<hr/>		

MINIMAL TRACK TRIMLESS SYSTEM SPECIFICATION SHEET

PROJECT	_____
TYPE	_____
NOTES	_____
QUANTITY	_____
DATE	_____

SYSTEM SUMMARY

System

Type

Trimless (Non-IC type)
Rated for Dry Locations Ceiling and Wall Mounted

Approval Status

Certified to North American Standards

Emission

Refer to emission icon beside each light insert and symbol legend for descriptions

Profile

Measurement

w 49mm (1 15/16") x ht. 15mm (9/16")

Housing

Anodized extruded aluminum profile available per meter and field-cuttable
Profiles have a maximum length of 3000mm (9' 10 15/16") and joined together with couplers to ensure uniform appearance and easy installation

Cutout

w 24mm (1 5/16") x Profile Length + 2mm (1/16")

Drywall Ceiling Thickness

Mounting brackets must be specified considering the ceiling thickness of 12.5mm (1/2")

Recessed Depth

h 40mm (1 5/16")

Electrical

Connections

Luminaries are pre-wired by factory with track adapters

Power Feed

Located at the end of the rail with a hole in the center of the end cap.
If a different location is required, please specify
A connector is located on one end of the 48V profile channel to carry the electrical power from the supply unit - there is 125mm (4 15/16") of unusable space for inserts from the end cap.
Linear connector takes 115mm (4 1/2") of unusable space.
L connector takes 141mm x 141mm (5 5/16" x 5 5/16") of unusable space.
3 Wires - non-dimming
5 Wires - Dimming

LED Driver

Driver must be remote with supplied enclosure.
Maximum distance between the power supply and the last fixture on the circuit is 30' using a 18-gauge wire. The length of the fixture specified must be considered within the maximum distance of 3'. Provisions must be made on site for accessibility to the power supplies.
Electronic Class 2 driver, Universal 120V/277V
Non Dimming Driver and Dimming Driver.
Consult factory for driver cutsheet
If a different driver is required, please specify

Emergency Inverter Compatible

To be installed remotely, and provided by others
It can be located up to 250m away from the fixture

Emergency circuit wiring is available upon request (Isolated track with dedicated driver used for emergency circuit will connect to emergency battery pack - supplied by others)

General

Features

The trimless mounted system is particularly easy to install on any wall or ceiling, while its ultra-slim design gives it the appearance of an embedded system.

The ultra-compact design makes the sophisticated technology almost invisible, leaving only elegant lines that integrate perfectly into the interior design

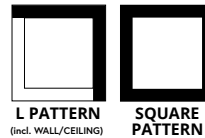
Custom Requests and Additional Options

Availability depends by insert, system, and configuration
Must consult factory and allow up to 5 business days for an answer

Color Temperature, CRI, special beam angles, track finish color, and light inserts with different outputs

Configuration

Consult factory for patterns or custom designs
Provide configuration drawings



*Shop drawings provided upon receiving purchase order

Warranty

ZANEEN provides a limited warranty from date of purchase to original purchaser

LED Inserts: 5 year tested for 50,000 hours at 70% lumen output (L70)

LED Driver: 5 year

Non-Electrical Components: 1 year

*Check boxes to complete specification order and submit to quotes@zaneen.com to receive a formal BOM and a finalized model number

*In a constant effort to supply the best product, we reserve the right to change specifications or materials without notice. The most recent specification sheets are found at zaneen.com

PROJECT _____
 TYPE _____
 NOTES _____
 QUANTITY _____
 DATE _____

MINIMAL TRACK TRIMLESS SYSTEM SPECIFICATION SHEET

FINISH COLORS


Sparkling Silver - 01



Black Velvet - 02



Crystal White - 03



Creamy - 04



Hampton Bay - 05



Urban Forest - 07



In the Army - 08



Rusty Angel - 09



Fade to Grey - 12



Mysterious Grey - 13



Lost Dream - 15



Purple Sky - 16



Fresh Oh - 17



Funky P - 18



Kissing Aphrodite - 19




Poseidon's Paradise - 20




Blue Sky - 21



Spring Green - 22



Mellow Yellow - 23



Golden Heart - 24



Gun Metal - 25



Champagne Cream - 26



Copper Mine - 27



Ancient Bronze - 28




Jazz Gold - 29



Olive Breeze - 30



Moonlight Silver - 31



Rosewood Red - 32




ADAPTER/FRAME






Black - 02








White - 03



CABLE (COLORS/LENGTH)

Black/2m  01
 White/2m  03
 Orange/2m  05
 Red/2m  07
 Green/2m  09

Black/4m  02
 White/4m  04
 Orange/4m  06
 Red/4m  08
 Green/4m  10

Black 1m and 10m available upon request.

DIFFUSER/SHINE RING

Opal - 01



Yellow - 02



Orange - 03



Red - 04



Blue - 05



Green - 06



Digital: Not all screens are calibrated the same, and therefore, colors will appear differently between screens.

Physical: When texture is involved, there will be variations in color, character and tone within a product series and between product families.

Gun Metal: No Gun Metal finish is alike. It combines a mixture of transparent and black color particles which ensures a highly individual effect and no luminaire being identical.






































































Champagne Cream, Copper Mine, Ancient Bronze + Jazz Gold: These finishes have slight fading from specific powder coating production. Each luminaire will slightly vary.

RAL Color Upon Request













MINIMAL TRACK TRIMLESS SYSTEM SPECIFICATION SHEET











LEGEND

	floor-mounted		pivotal		special LED (upon request) RGB, RGBW, tunable, gold+, meat+, art+, fashion+
	wall and ceiling: recessed and surface mounted		rotating		warm dim / natural dimming LED
	ceiling-mounted and wall-mounted		illuminate tilted		rechargeable battery powered
	wall-mounted		color of suspension cable		fixture with natural vivid LED (upon request)
	omni-directional light distribution		length of suspension cable		color rendering index
	direct light distribution		reflector degree selection		color temperature
	direct/indirect light distribution		super spot		lumen (luminous flux)
	indirect light distribution		lens		efficacy (lumens per watt)
	asymmetric light distribution		lens pack		Unified Glare Rating (UGR) range from 5-40
	aura light distribution		shine ring		marine grade (AISI 316 stainless steel)
	round wall or ceiling cut-out		integrated shine ring with diffuser		walk on
	square wall or ceiling cut-out		free individual colors 01-29		drive on
	the supplied jig specifies the cutout dimensions		individual colors: 00 (free of charge), 01-25 (extra charge)		Dark Sky Compliance
	minimum distance (meters) lamp - object		luminaire part to be colored (F1)		Americans with Disabilities Act (less than 4" off the wall located between 27"-84" from floor)
	recessed depth		luminaire part to be colored (F2)		lamp protected against explosion
	ceiling thickness in mm		luminaire part to be colored (F3)		blown glass using traditional methods by master glass blower
	ceiling thickness selection		luminaire part to be colored (F4)		acoustic material
	dimnable DP (phase), DV (0-10V), DD (dali), DS (step-dim)		luminaire part to be colored (F5)		protection class I, protection insulation
	included or excluded LED driver/transformer/control gear		color of 3-circuit adaptor		protection class II, protection insulation
	separately switchable		indirect diffuser		ETL Certified to UL and CSA Standards
	sensor		direct diffuser		UL Certified to UL and CSA Standards
	remote control		ball-proof (upon request)		CSA Certified to UL and CSA Standards
	available upon request		accessory		Certified for North American Standards

IP RATING

	protected against ingress of solid bodies greater than 12.5mm (finger)
	protected against ingress of solid bodies greater than 2.5mm protected against sprays of water up to 60 degrees from the vertical (rain)
	protected against ingress of solid bodies greater than 1mm (wire) no protection against the ingress of moisture
	protected against ingress of solid bodies greater than 1mm (wire) protected against sprays of water up to 60 degrees from the vertical (rain)
	protected against ingress of solid bodies greater than 1mm (wire) protected against water splashed from all directions
	protected against limited ingress of dust (wet rooms/covered outdoor areas) protected against water splashed from all directions
	protected against ingress of dust protected against jets of water
	protected against ingress of dust protected against powerful jets of water or heavy seas
	protected against ingress of dust protected against immersion of water between 15cm - 1m for 30 minutes
	protected against ingress of dust protected against immersion of water under pressure for long periods

IK RATING

	protected against 0.14 joules impact (equivalent to 0.25kg mass dropped from 56mm above the surface)
	protected against 0.2 joules impact (equivalent to 0.25kg mass dropped from 80mm above the surface)
	protected against 0.35 joules impact (equivalent to 0.25kg mass dropped from 140mm above the surface)
	protected against 0.5 joules impact (equivalent to 0.25kg mass dropped from 200mm above the surface)
	protected against 0.7 joules impact (equivalent to 0.25kg mass dropped from 280mm above the surface)
	protected against 1 joules impact (equivalent to 0.25kg mass dropped from 400mm above the surface)
	protected against 2 joules impact (equivalent to 0.5kg mass dropped from 400mm above the surface)
	protected against 5 joules impact (equivalent to 1.7kg mass dropped from 300mm above the surface)
	protected against 10 joules impact (equivalent to 5.0kg mass dropped from 200mm above the surface)
	protected against 20 joules impact (equivalent to 5.0kg mass dropped from 400mm above the surface)

PROJECT	_____
TYPE	_____
NOTES	_____
QUANTITY	_____
DATE	_____

WIRING DIAGRAMS

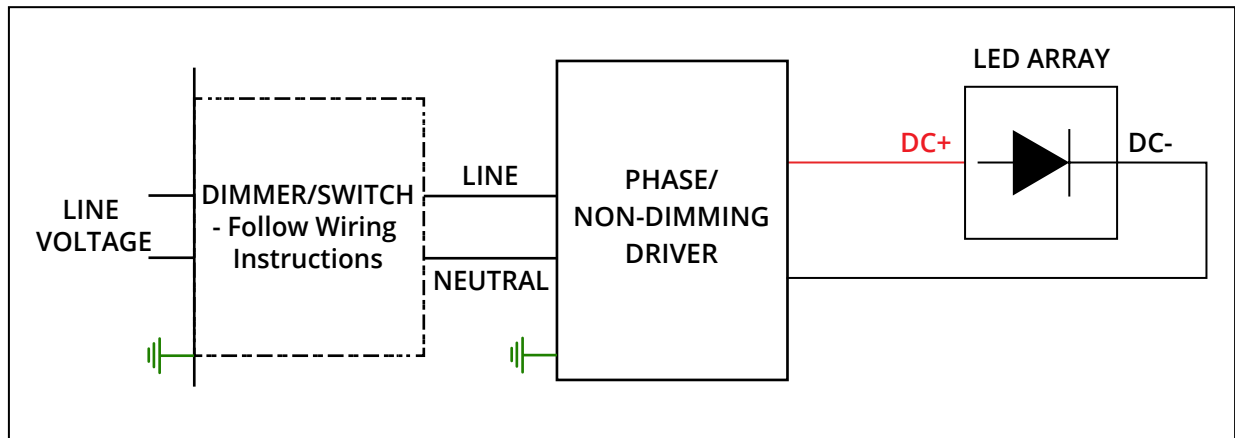
ALL ZANEEN FIXTURES ARE MANUFACTURED TO NORTH AMERICAN ELECTRICAL STANDARDS

Post Sales Support
HQ 1-800-388-3382 X 625 support@zaneen.com

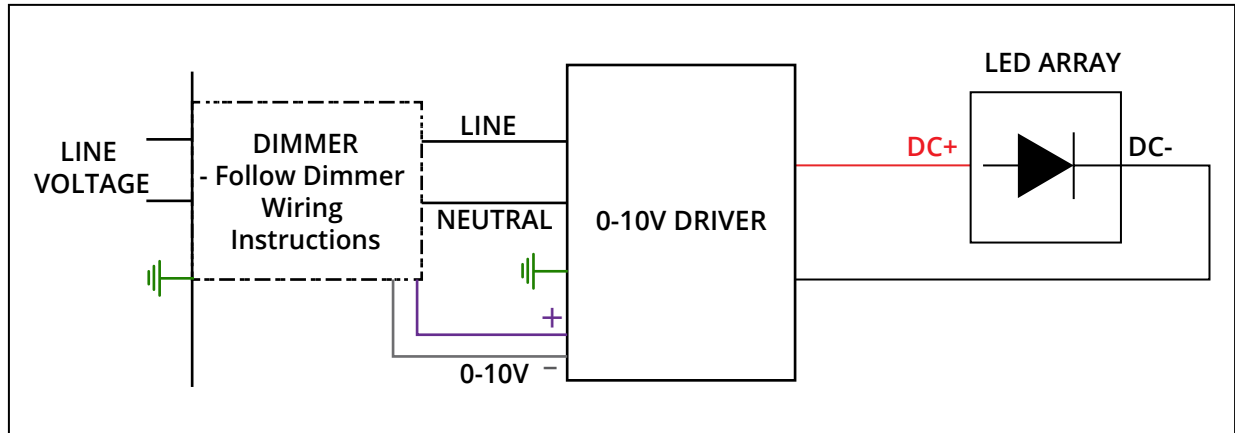
IMPORTANT

- Do NOT connect directly to line voltage
- There is a minimum and maximum load per driver (See fixture and driver specifications).
- Fixture MUST be connected to LED driver, prior to turning power on

PHASE/NON-DIMMING WIRING DIAGRAM



0-10V DIMMING WIRING DIAGRAM



MINIMAL TRACK TRIMLESS SYSTEM SPECIFICATION SHEET

PROJECT _____
TYPE _____
NOTES _____
QUANTITY _____
DATE _____

Insert custom drawing here or attach with additional pages

